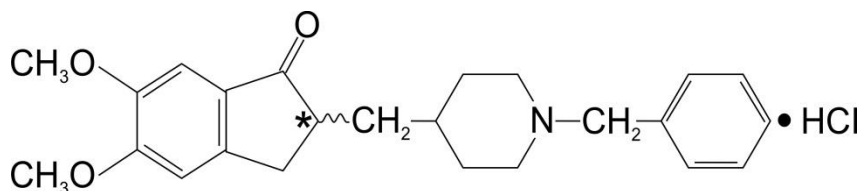


Package Insert of ARICEPT EVESS 5 & 10mg Tablet

Aricept[®] Evess 5mg & 10mg
Donepezil HCl
orodispersible tablets

DESCRIPTION

Aricept[®] (donepezil hydrochloride) is a reversible inhibitor of the enzyme acetylcholinesterase, known chemically as (±)-2,3-dihydro-5,6-dimethoxy-2-[[1-(phenylmethyl)-4-piperidinyl]methyl]-1H-inden-1-one hydrochloride. Donepezil hydrochloride is commonly referred to in the pharmacological literature as E2020. It has an empirical formula of C₂₄H₂₉NO₃HCl and a molecular weight of 415.96. Donepezil hydrochloride is a white crystalline powder and is freely soluble in chloroform, soluble in water and in glacial acetic acid, slightly soluble in ethanol and in acetonitrile and practically insoluble in ethyl acetate and in n-hexane.



Aricept[®] Evess tablets are available for oral administration. Each Aricept[®] Evess tablet contains 5 or 10 mg of donepezil hydrochloride. Inactive ingredients are carrageenan, mannitol, colloidal silicon dioxide and polyvinyl alcohol. Additionally, the 10 mg tablet contains ferric oxide (yellow) as a coloring agent.

CLINICAL PHARMACOLOGY

Current theories on the pathogenesis of the cognitive signs and symptoms of Alzheimer's Disease attribute some of them to a deficiency of cholinergic neurotransmission.

Donepezil hydrochloride is postulated to exert its therapeutic effect by enhancing cholinergic function. This is accomplished by increasing the concentration of acetylcholine through reversible inhibition of its hydrolysis by acetylcholinesterase. There is no evidence that donepezil alters the course of the underlying dementing process.

Clinical Trial Data

The effectiveness of Aricept® as a treatment for Alzheimer's Disease is demonstrated by the results of randomized, double-blind, placebo-controlled clinical investigations in patients with mild to moderate Alzheimer's Disease, and in patients with severe Alzheimer's Disease.

Mild-Moderate Alzheimer's Disease

The effectiveness of Aricept® as a treatment for mild to moderate Alzheimer's Disease is demonstrated by the results of two randomized, double-blind, placebo-controlled clinical investigations in patients with Alzheimer's Disease (diagnosed by NINCDS and DSM III-R criteria, Mini-Mental State Examination ≥ 10 and ≤ 26 and Clinical Dementia Rating of 1 or 2). The mean age of patients participating in Aricept® trials was 73 years with a range of 50 to 94. Approximately 62% of patients were women and 38% were men. The racial distribution was white 95%, black 3% and other races 2%.

Study Outcome Measures: In each study, the effectiveness of treatment with Aricept® was evaluated using a dual outcome assessment strategy.

The ability of Aricept® to improve cognitive performance was assessed with the cognitive subscale of the Alzheimer's Disease Assessment Scale (ADAS-cog), a multi-item instrument that has been extensively validated in longitudinal cohorts of Alzheimer's Disease patients. The ADAS-cog examines selected aspects of cognitive performance including elements of memory, orientation, attention, reasoning, language and praxis. The ADAS-cog scoring range is from 0 to 70, with higher scores indicating greater cognitive impairment. Elderly normal adults may score as low as 0 or 1, but it is not unusual for non-demented adults to score slightly higher.

The patients recruited as participants in each study had mean scores on the Alzheimer's Disease Assessment Scale (ADAS-cog) of approximately 26 units, with a range from 4 to 61. Experience gained in longitudinal studies of ambulatory patients with mild to moderate Alzheimer's Disease suggest that they gain 6 to 12 units a year on the ADAS-cog. However, lesser degrees of change are seen in patients with very mild or very advanced disease because the ADAS-cog is not uniformly sensitive to change over the course of the disease. The annualized rate of decline in the placebo patients participating in Aricept® trials was approximately 2 to 4 units per year.

The ability of Aricept® to produce an overall clinical effect was assessed using a Clinician's Interview Based Impression of Change that required the use of caregiver information, the CIBIC plus. The CIBIC plus is not a single instrument and is not a standardized instrument like the ADAS-cog. Clinical trials for investigational drugs have used a variety of CIBIC formats, each different in terms of depth and structure.

As such, results from a CIBIC plus reflect clinical experience from the trial or trials in which it was used and cannot be compared directly with the results of CIBIC plus evaluations from other clinical trials. The CIBIC plus used in Aricept® trials was a semi-structured instrument that was intended to examine four major areas of patient function: General, Cognitive, Behavioral and Activities of Daily Living.

It represents the assessment of a skilled clinician based upon his/her observations at an interview with the patient, in combination with information supplied by a caregiver familiar with the behavior of the patient over

the interval rated. The CIBIC plus is scored as a seven point categorical rating, ranging from a score of 1, indicating “markedly improved,” to a score of 4, indicating “no change” to a score of 7, indicating “markedly worse.” The CIBIC plus has not been systematically compared directly to assessments not using information from caregivers (CIBIC) or other global methods.

Thirty-Week Study

In a study of 30 weeks duration, 473 patients were randomized to receive single daily doses of placebo, 5 mg/day or 10 mg/day of Aricept®. The 30-week study was divided into a 24-week double-blind active treatment phase followed by a 6-week single-blind placebo washout period. The study was designed to compare 5 mg/day or 10 mg/day fixed doses of Aricept® to placebo. However, to reduce the likelihood of cholinergic effects, the 10 mg/day treatment was started following an initial 7-day treatment with 5 mg/day doses.

Effects on the ADAS-cog: Figure 1 illustrates the time course for the change from baseline in ADAS-cog scores for all three dose groups over the 30 weeks of the study. After 24 weeks of treatment, the mean differences in the ADAS-cog change scores for Aricept® treated patients compared to the patients on placebo were 2.8 and 3.1 units for the 5 mg/day and 10 mg/day treatments, respectively. These differences were statistically significant. While the treatment effect size may appear to be slightly greater for the 10 mg/day treatment, there was no statistically significant difference between the two active treatments.

Following 6 weeks of placebo washout, scores on the ADAS-cog for both the Aricept® treatment groups were indistinguishable from those patients who had received only placebo for 30 weeks. This suggests that the beneficial effects of Aricept® abate over 6 weeks following discontinuation of treatment and do not represent a change in the underlying disease. There was no evidence of a rebound effect 6 weeks after abrupt discontinuation of therapy.

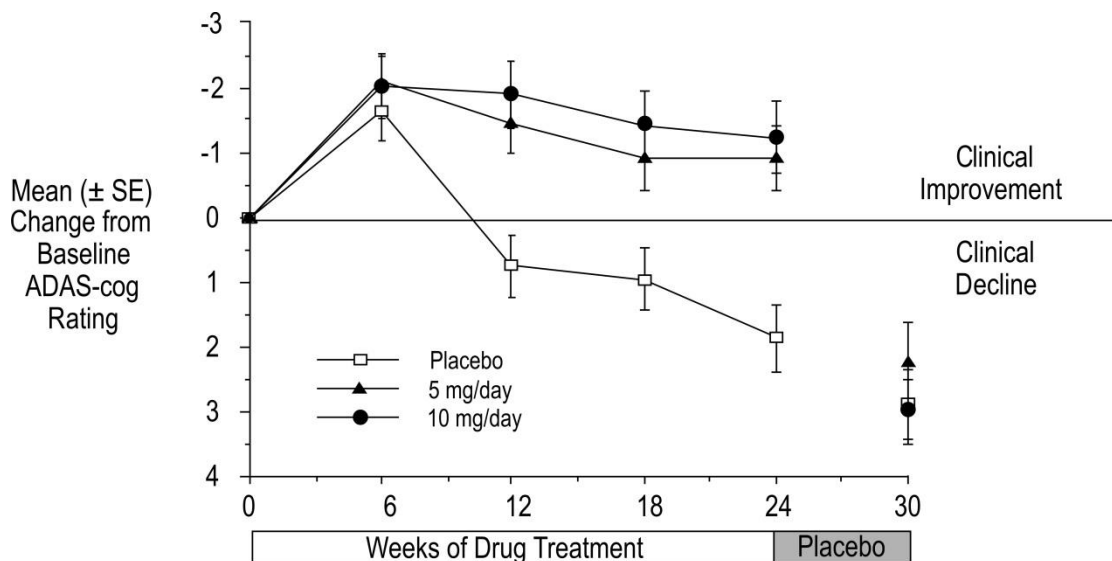


Figure 1. Time-course of the change from Baseline in ADAS-cog Score for Patients Completing 24 Weeks of Treatment.

Fifteen-Week Study

In a study of 15 weeks duration, patients were randomized to receive single daily doses of placebo or either 5 mg/day or 10 mg/day of Aricept® for 12 weeks, followed by a 3-week placebo washout period. As in the 30-week study, to avoid acute cholinergic effects, the 10 mg/day treatment followed an initial 7-day treatment with 5 mg/day doses.

Effects on the ADAS-Cog: Figure 4 illustrates the time course of the change from baseline in ADAS-cog scores for all three dose groups over the 15 weeks of the study. After 12 weeks of treatment, the differences in mean ADAS-cog change scores for the Aricept® treated patients compared to the patients on placebo were 2.7 and 3.0 units each, for the 5 and 10 mg/day Aricept® treatment groups respectively. These differences were statistically significant. The effect size for the 10 mg/day group may appear to be slightly larger than that for 5 mg/day. However, the differences between active treatments were not statistically significant.

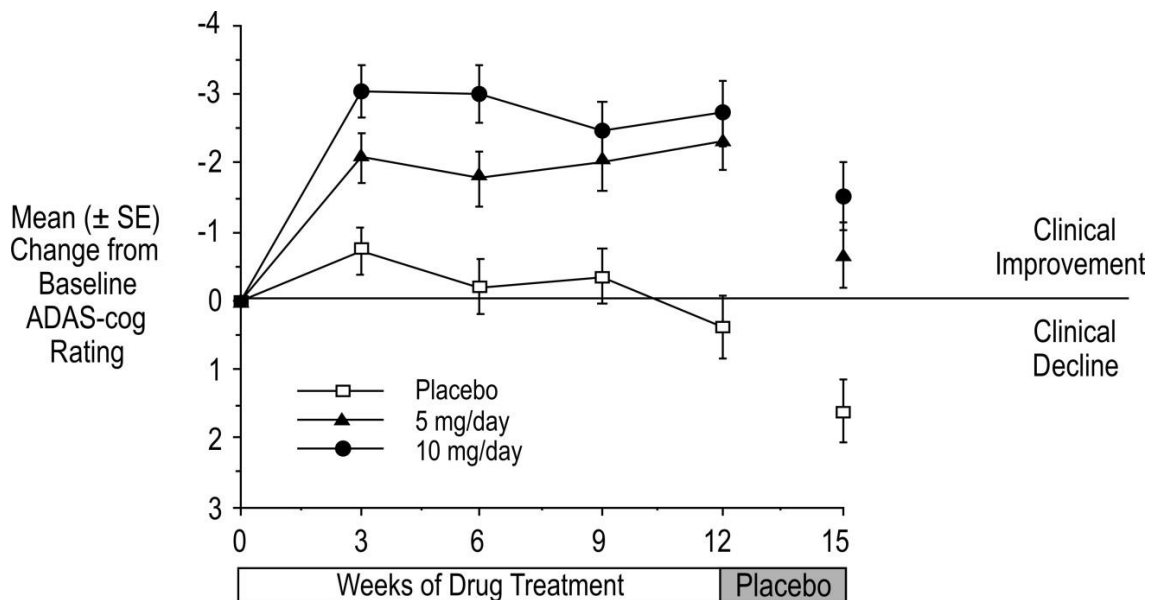


Figure 4. Time-course of the Change from Baseline in ADAS-cog Score for Patients Completing the 15-week Study.

Following 3 weeks of placebo washout, scores on the ADAS-cog for both the Aricept® treatment groups increased, indicating that discontinuation of Aricept® resulted in a loss of its treatment effect. The duration of this placebo washout period was not sufficient to characterize the rate of loss of the treatment effect, but, the 30-week study (see above) demonstrated that treatment effects associated with the use of Aricept® abate within 6 weeks of treatment discontinuation.

Figure 5 illustrates the cumulative percentages of patients from each of the three treatment groups who attained the measure of improvement in ADAS-cog score shown on the X axis. The same three change scores, (7-point and 4-point reductions from baseline or no change in score) as selected for the 30-week

study have been used for this illustration. The percentages of patients achieving those results are shown in the inset table.

As observed in the 30-week study, the curves demonstrate that patients assigned to either placebo or to Aricept® have a wide range of responses, but that the Aricept® treated patients are more likely to show the greater improvements in cognitive performance.

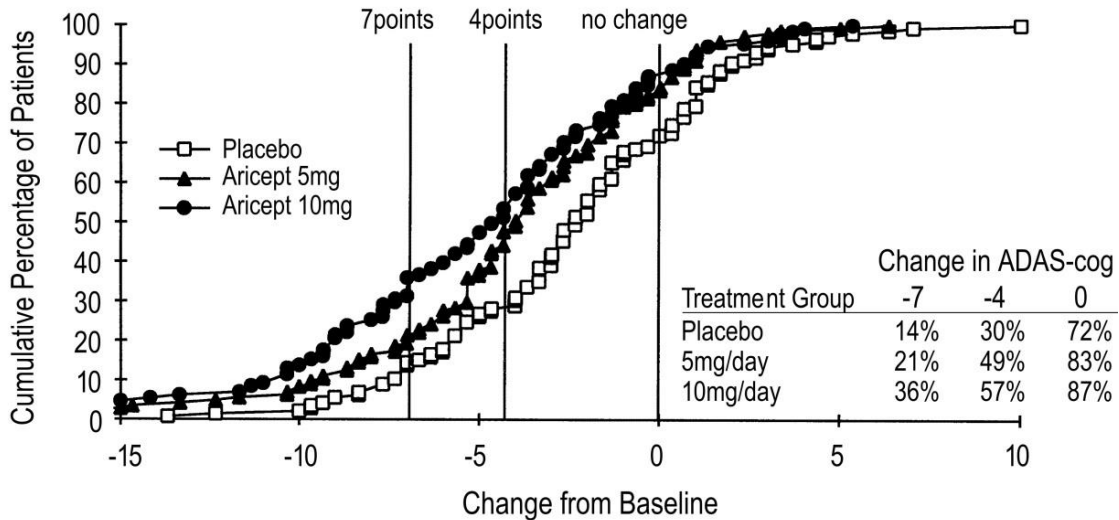


Figure 5. Cumulative Percentage of Patients with Specified Changes from Baseline ADAS-cog Scores. The Percentages of Randomized Patients Within Each Treatment Group Who Completed the Study Were: Placebo 93%, 5 mg/day 90% and 10 mg/day 82%.

Effects on the CIBIC plus: Figure 6 is a histogram of the frequency distribution of CIBIC plus scores attained by patients assigned to each of the three treatment groups who completed 12 weeks of treatment. The differences in mean scores for Aricept® treated patients compared to the patients on placebo at Week 12 were 0.36 and 0.38 units for the 5 mg/day and 10 mg/day treatment groups, respectively. These differences were statistically significant.

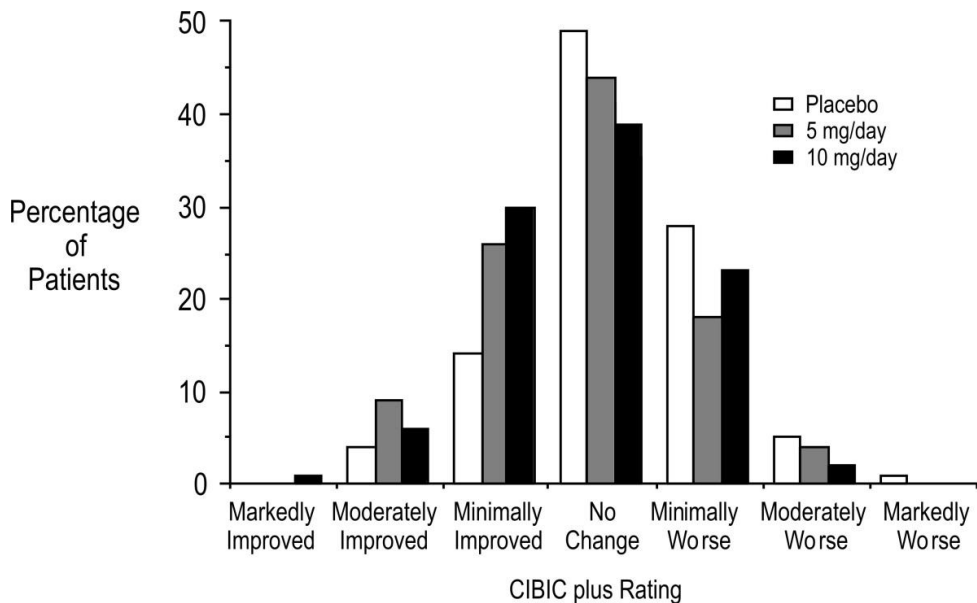


Figure 6. Frequency Distribution of CIBIC plus Scores at Week 12

In both studies, patient age, sex and race were not found to predict the clinical outcome of Aricept® treatment.

Severe Alzheimer's Disease

Swedish 24-Week Study

The effectiveness of Aricept® as a treatment for severe Alzheimer's Disease is demonstrated by the results of a randomized, double-blind, placebo-controlled clinical study conducted in Sweden (24-Week Study) in patients with probable or possible Alzheimer's Disease diagnosed by NINCDS-ADRDA and DSM-IV criteria, MMSE: range of 1-10. Two hundred and forty eight (248) patients with severe Alzheimer's disease were randomized to Aricept® or placebo. For patients randomized to Aricept®, treatment was initiated at 5 mg once daily for 28-days and then increased to 10 mg once daily. At the end of the 24-week treatment period, 90.5% of the Aricept® treated patients were receiving the 10 mg dose. The mean age of patients was 84.9 years with a range of 59 to 99. Approximately 77% of patients were women and 23% were men. Almost all patients were Caucasian. Probable AD was diagnosed in the majority of the patients (83.6% of Aricept® treated patients and 84.2% of placebo treated patients).

Study Outcome Measures: The effectiveness of treatment with Aricept® was determined using a dual outcome assessment strategy that evaluated cognitive function using an instrument designed for more impaired patients and overall function through caregiver-rated assessment. This study showed that patients on Aricept® experienced significant improvement on both measures compared to placebo.

The ability of Aricept® to improve cognitive performance was assessed with the Severe Impairment Battery (SIB). The SIB, a multi-item instrument, has been validated for the evaluation of cognitive function in patients with moderate to severe dementia. The SIB evaluates selective aspects of cognitive performance, including elements of memory, language, orientation, attention, praxis, visuo-spatial ability, construction, and social interaction. The SIB scoring range is from 0 to 100, with lower scores indicating greater cognitive impairment.

Daily function was assessed using the Modified Alzheimer's Disease Cooperative Study Activities of Daily Living Inventory for Severe Alzheimer's Disease (ADCS-ADL-severe). The ADCS-ADL-severe is derived from the Alzheimer's Disease Cooperative Study Activities of Daily Living Inventory, which is a comprehensive battery of ADL questions used to measure the functional capabilities of patients. Each ADL item is rated from the highest level of independent performance to complete loss. The ADCS-ADL-severe is a subset of 19 items, including ratings of the patient's ability to eat, dress, bathe, use the telephone, get around (or travel), and perform other activities of daily living; it has been validated for the assessment of patients with moderate to severe dementia.

The ADCS-ADL severe has a scoring range of 0 to 54 with the lower scores indicating greater functional impairment. The investigator performs the inventory by interviewing a caregiver, in this study a nurse staff member, familiar with the functioning of the patient.

Effects on the SIB:

Figure 7 shows the time course for the change from baseline in SIB score for the two treatment groups over the 24 weeks of the study. At 24 weeks of treatment, the mean difference in the SIB change scores for Aricept® treated patients compared to patients on placebo was 5.9 units. Aricept treatment was statistically significantly superior to placebo.

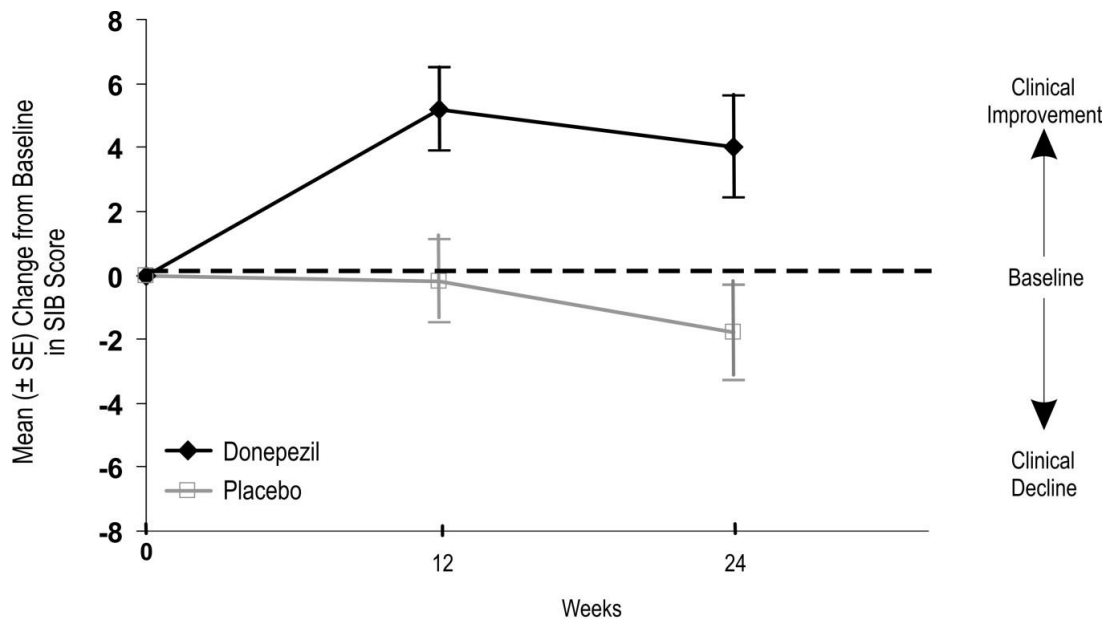


Figure 7. Time course of the change from baseline in SIB score for patients completing 24 weeks of treatment.

Figure 8 illustrates the cumulative percentages of patients from each of the two treatment groups who attained the measure of improvement in SIB score shown on the X-axis. While patients assigned both to Aricept® and to placebo have a wide range of responses, the curves show that the Aricept® group is more likely to show a greater improvement in cognitive performance.

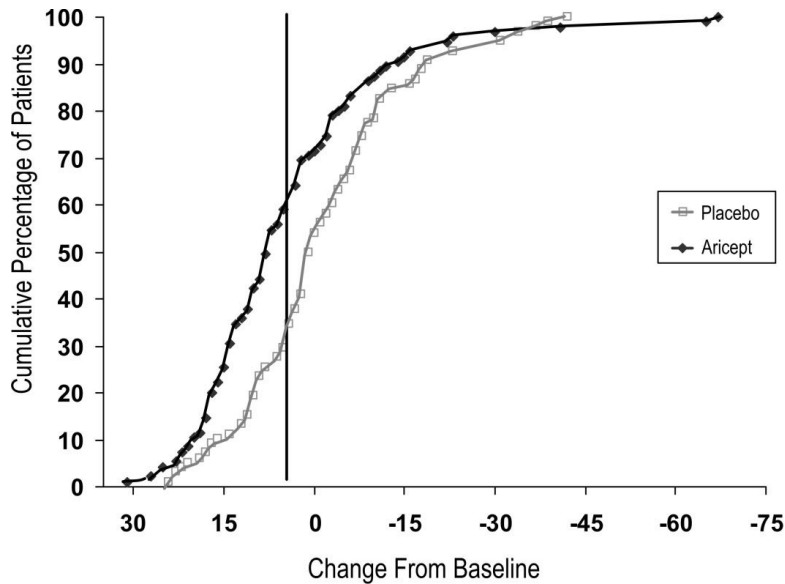


Figure 8. Cumulative percentage of patients completing 24 weeks of double-blind treatment with particular changes from baseline in SIB scores.

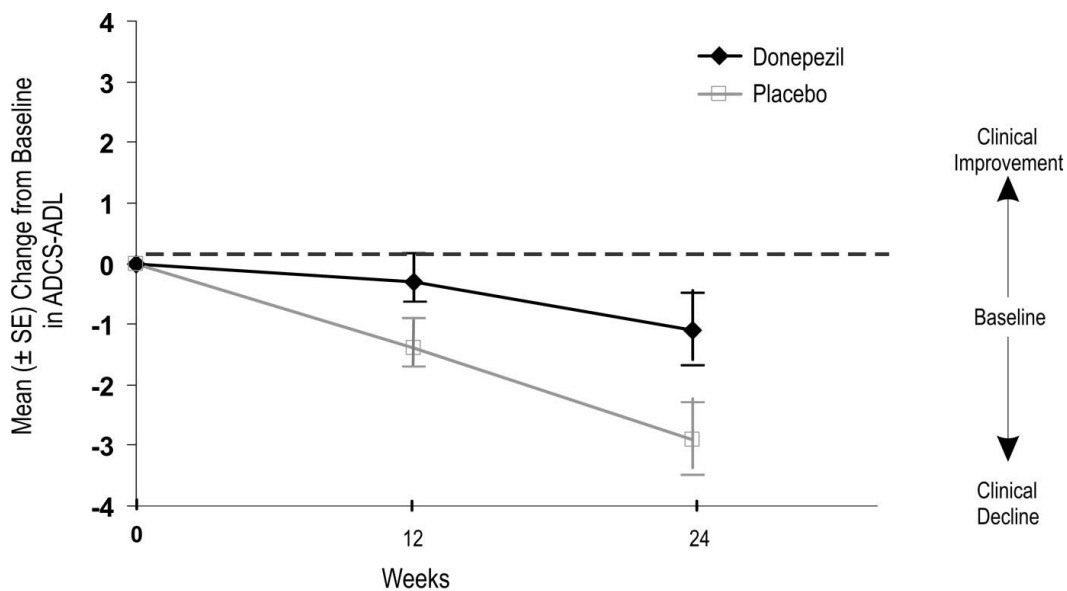


Figure 9. Time course of the change from baseline in ADCS-ADL-severe score for patients completing 24 weeks of treatment.

Effects on the ADCS-ADL-severe: Figure 9 illustrates the time course for the change from baseline in ADCS-ADL-severe scores for patients in the two treatment groups over the 24 weeks of the study. After 24 weeks of treatment, the mean difference in the ADCS-ADL-severe change scores for Aricept® treated patients compared to patients on placebo was 1.8 units. Aricept® treatment was statistically significantly superior to placebo.

Figure 10 shows the cumulative percentages of patients from each treatment group with specified changes from baseline ADCS-ADL-severe scores. While both patients assigned to Aricept® and placebo have a

wide range of responses, the curves demonstrate that the Aricept® group is more likely to show a smaller decline or an improvement.

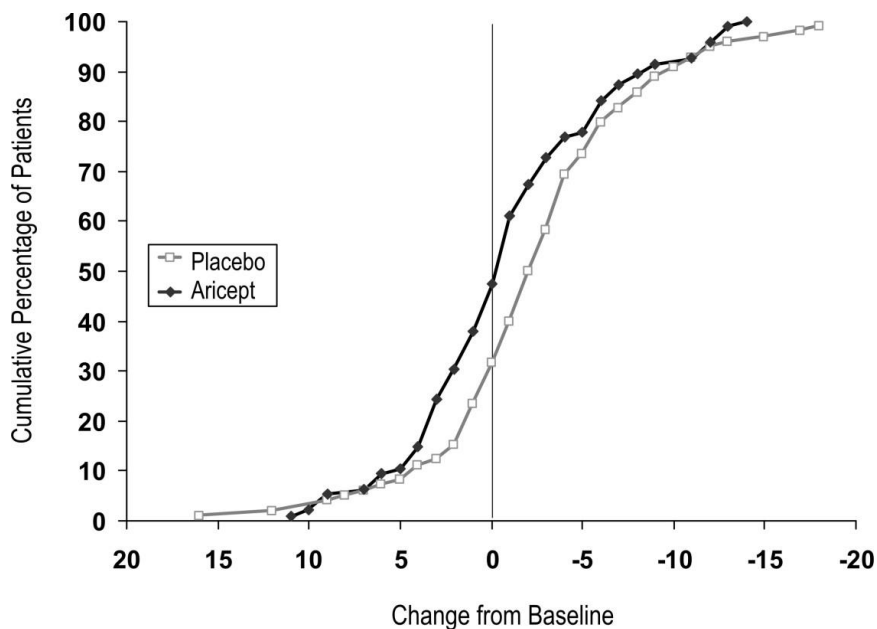


Figure 10. Cumulative percentage of patients completing 24 weeks of double-blind treatment with particular changes from baseline in ADCS-ADL-severe scores.

Japanese 24-Week Study

In a study of 24 weeks duration, conducted in Japan, 325 patients with severe Alzheimer's Disease were randomized to doses of 5 mg/day or 10 mg/day of donepezil, administered once daily, or placebo. Patients randomized to treatment with donepezil were to achieve their assigned doses by titration, beginning at 3 mg/day, and extending over a maximum of 6 weeks. 248 patients completed the study with similar proportions of patients completing the study in each treatment group. The primary efficacy measures for this study were the SIB and CIBIC plus.

At 24 weeks of treatment, statistically significant treatment differences were observed between the 10 mg/day dose of donepezil and placebo on both the SIB and CIBIC plus. The 5 mg/day dose of donepezil showed a statistically significant superiority to placebo on the SIB, but not on the CIBIC plus.

Clinical Pharmacokinetics

Aricept® Eves is bioequivalent to Aricept® Tablets. Donepezil is well absorbed with a relative oral bioavailability of 100% and reaches peak plasma concentrations in 3 to 4 hours. Pharmacokinetics are linear over a dose range of 1-10 mg given once daily. Neither food nor time of administration (morning vs. evening dose) influences the rate or extent of absorption of Aricept® Tablets. A food effect study has not been conducted with Aricept® Eves; however, the effect of food with Aricept® Eves is expected to be minimal. Aricept® Eves can be taken without regard to meals.

The elimination half life of donepezil is about 70 hours and the mean apparent plasma clearance (Cl/F) is 0.13 L/hr/kg. Following multiple dose administration, donepezil accumulates in plasma by 4-7 fold and steady state is reached within 15 days. The steady state volume of distribution is 12 L/kg. Donepezil is approximately 96% bound to human plasma proteins, mainly to albumins (about 75%) and alpha1 -acid glycoprotein (about 21%) over the concentration range of 2-1000 ng/mL.

Donepezil is both excreted in the urine intact and extensively metabolized to four major metabolites, two of which are known to be active, and a number of minor metabolites, not all of which have been identified. Donepezil is metabolized by CYP 450 isoenzymes 2D6 and 3A4 and undergoes glucuronidation. Following administration of ¹⁴C-labeled donepezil, plasma radioactivity, expressed as a per-cent of the administered dose, was present primarily as intact donepezil (53%) and as 6-O-desmethyl donepezil (11%), which has been reported to inhibit AChE to the same extent as donepezil in vitro and was found in plasma at concentrations equal to about 20% of donepezil. Approximately 57% and 15% of the total radioactivity was recovered in urine and feces, respectively, over a period of 10 days, while 28% remained unrecovered, with about 17% of the donepezil dose recovered in the urine as unchanged drug.

Special Populations:

Hepatic Disease: In a study of 10 patients with stable alcoholic cirrhosis, the clearance of Aricept® was decreased by 20% relative to 10 healthy age and sex matched subjects.

Renal Disease: In a study of 11 patients with moderate to severe renal impairment (ClCr <18 mL/min/1.73 m²) the clearance of Aricept® did not differ from 11 age and sex matched healthy subjects.

Age: No formal pharmacokinetic study was conducted to examine age related differences in the pharmacokinetics of Aricept®. However, mean plasma Aricept® concentrations measured during therapeutic drug monitoring of elderly patients with Alzheimer's Disease are comparable to those observed in young healthy volunteers.

Gender and Race: No specific pharmacokinetic study was conducted to investigate the effects of gender and race on the disposition of Aricept®. However, retrospective pharmacokinetic analysis indicates that gender and race (Japanese and Caucasians) did not affect the clearance of Aricept®.

Drug-Drug Interactions

Drugs Highly Bound to Plasma Proteins: Drug displacement studies have been performed in vitro between this highly bound drug (96%) and other drugs such as furosemide, digoxin, and warfarin. Aricept® at concentrations of 0.3–10 µg/mL did not affect the binding of furosemide (5 µg/mL), digoxin (2 ng/mL), and warfarin (3 µg/mL) to human albumin. Similarly, the binding of Aricept® to human albumin was not affected by furosemide, digoxin and warfarin.

Effect of Aricept® on the Metabolism of Other Drugs: No *in vivo* clinical trials have investigated the effect of Aricept® on the clearance of drugs metabolized by CYP 3A4 (e.g. cisapride, terfenadine) or by CYP 2D6 (e.g. imipramine). However, *in vitro* studies show a low rate of binding to these enzymes (mean K_i about 50–130 µM), that, given the therapeutic plasma concentrations of donepezil (164 nM), indicates little likelihood of interference.

Whether Aricept® has any potential for enzyme induction is not known.

Formal pharmacokinetic studies evaluated the potential of Aricept® for interaction with theophylline, cimetidine, warfarin, digoxin and ketoconazole. No effects of Aricept® on the pharmacokinetics of these drugs were observed.

Effect of Other Drugs on the Metabolism of Aricept®: Ketoconazole and quinidine, inhibitors of CYP450, 3A4 and 2D6, respectively, inhibit donepezil metabolism in vitro. Whether there is a clinical effect of quinidine is not known. In a 7-day crossover study in 18 healthy volunteers, ketoconazole (200 mg q.d.) increased mean donepezil (5 mg q.d.) concentrations (AUC₀₋₂₄ and C_{max}) by 36%. The clinical relevance of this increase in concentration is unknown.

Inducers of CYP 2D6 and CYP 3A4 (e.g., phenytoin, carbamazepine, dexamethasone, rifampin, and phenobarbital) could increase the rate of elimination of Aricept®.

Formal pharmacokinetic studies demonstrated that the metabolism of Aricept® is not significantly affected by concurrent administration of digoxin or cimetidine.

INDICATIONS AND USAGE

Aricept® is indicated for the treatment of dementia of the Alzheimer's type. Efficacy has been demonstrated in patients with mild to moderate Alzheimer's disease, as well as in patients with severe Alzheimer's disease.

Aricept® should only be prescribed by (or following consultation with) clinicians who are experienced in the diagnosis of Alzheimer's disease.

CONTRAINDICATIONS

Aricept® is contraindicated in patients with known hypersensitivity to donepezil hydrochloride or to piperidine derivatives.

WARNINGS

Anesthesia: Aricept®, as a cholinesterase inhibitor, is likely to exaggerate succinylcholine-type muscle relaxation during anesthesia.

Cardiovascular Conditions: Because of their pharmacological action, cholinesterase inhibitors may have vagotonic effects on the sinoatrial and atrioventricular nodes. This effect may manifest as bradycardia or heart block in patients both with and without known underlying cardiac conduction abnormalities. Syncopal episodes have been reported in association with the use of Aricept®.

Gastrointestinal Conditions: Through their primary action, cholinesterase inhibitors may be expected to increase gastric acid secretion due to increased cholinergic activity. Therefore, patients should be monitored closely for symptoms of active or occult gastrointestinal bleeding, especially those at increased risk for developing ulcers, e.g., those with a history of ulcer disease or those receiving concurrent nonsteroidal anti-inflammatory drugs (NSAIDs). Clinical studies of Aricept® have shown no increase, relative to placebo, in the incidence of either peptic ulcer disease or gastrointestinal bleeding.

Aricept®, as a predictable consequence of its pharmacological properties, has been shown to produce diarrhea, nausea and vomiting. These effects, when they occur, appear more frequently with the

10 mg/day dose than with the 5 mg/day dose. In most cases, these effects have been mild and transient, sometimes lasting one to three weeks, and have resolved during continued use of Aricept®.

Genitourinary: Although not observed in clinical trials of Aricept®, cholinomimetics may cause bladder outflow obstruction.

Neurologic Conditions

Seizures: Cholinomimetics are believed to have some potential to cause generalized convulsions. However, seizure activity also may be a manifestation of Alzheimer's Disease.

Neuroleptic Malignant Syndrome (NMS): There have been very rare post-marketing reports of Neuroleptic Malignant Syndrome (NMS) in patients treated with ARICEPT with or without concomitant antipsychotic medication. NMS is a potentially life-threatening condition characterized by hyperthermia, muscle rigidity, autonomic instability (e.g., irregular pulse or blood pressure, tachycardia, diaphoresis, and cardiac dysrhythmia), altered consciousness and elevated serum creatine phosphokinase (CPK) levels. Additional signs may include myoglobinuria (rhabdomyolysis) and acute renal failure. If a patient develops signs and symptoms indicative of NMS, or presents with unexplained high fever in the absence of additional clinical manifestations of NMS, ARICEPT therapy should be discontinued.

Rhabdomyolysis (Muscle Effects): Rare cases of rhabdomyolysis (including acute renal failure) have been reported in patients treated with ARICEPT, particularly in the days following dose initiation and dose increase. Majority of these cases occurred independently of the occurrence of Neuroleptic Malignant Syndrome (NMS).

Patients should be carefully monitored for muscle pain, tenderness or weakness and darkened urine, particularly if accompanied by malaise or fever. Blood creatine phosphokinase (CPK) levels should be assessed in patients experiencing these symptoms. ARICEPT therapy should be discontinued if markedly elevated CPK levels are measured and/or if the patient develops signs and symptoms indicative of rhabdomyolysis. Although the decision to discontinue ARICEPT should be made based on the clinical judgement of the treating physician, in most post-marketing cases, therapy was withdrawn when CPK levels were 5X upper limit of normal or higher. Caution should be particularly exercised in prescribing ARICEPT to patients with predisposing/risk factors such as prior history of muscular disorders, uncontrolled hypothyroidism, hepatic or renal impairment, and in patients who are receiving concomitant medications that can cause rhabdomyolysis (e.g., statins, antipsychotics, selective serotonin reuptake inhibitor/serotonin norepinephrine reuptake inhibitor).

Pulmonary Conditions: Because of their cholinomimetic actions, cholinesterase inhibitors should be prescribed with care to patients with a history of asthma or obstructive pulmonary disease.

PRECAUTIONS

Drug-Drug Interactions (see Clinical Pharmacology: Clinical Pharmacokinetics: Drug-drug Interactions)

Effect of Aricept® on the Metabolism of Other Drugs: No *in vivo* clinical trials have investigated the effect of Aricept® on the clearance of drugs metabolized by CYP 3A4 (e.g. cisapride, terfenadine) or by CYP 2D6 (e.g. imipramine). However, *in vitro* studies show a low rate of binding to these enzymes (mean K_i about 50–130 μM), that, given the therapeutic plasma concentrations of donepezil (164 nM), indicates little likelihood of interference.

Whether Aricept® has any potential for enzyme induction is not known.

Formal pharmacokinetic studies evaluated the potential of Aricept® for interaction with theophylline, cimetidine, warfarin, digoxin and ketoconazole. No effects of Aricept® on the pharmacokinetics of these drugs were observed.

Effect of Other Drugs on the Metabolism of Aricept®: Ketoconazole and quinidine, inhibitors of CYP450, 3A4 and 2D6, respectively, inhibit donepezil metabolism *in vitro*. Whether there is a clinical effect of quinidine is not known. In a 7-day crossover study in 18 healthy volunteers, ketoconazole (200 mg q.d.) increased mean donepezil (5 mg q.d.) concentrations (AUC₀₋₂₄ and C_{max}) by 36%. The clinical relevance of this increase in concentration is unknown.

Inducers of CYP 2D6 and CYP 3A4 (e.g., phenytoin, carbamazepine, dexamethasone, rifampin, and phenobarbital) could increase the rate of elimination of Aricept®.

Formal pharmacokinetic studies demonstrated that the metabolism of Aricept® is not significantly affected by concurrent administration of digoxin or cimetidine.

Use with Anticholinergics: Because of their mechanism of action, cholinesterase inhibitors have the potential to interfere with the activity of anticholinergic medications.

Use with Cholinomimetics and Other Cholinesterase Inhibitors: A synergistic effect may be expected when cholinesterase inhibitors are given concurrently with succinylcholine, similar neuro-muscular blocking agents or cholinergic agonists such as bethanechol.

Carcinogenesis, Mutagenesis, Impairment of Fertility

No evidence of a carcinogenic potential was obtained in an 88-week carcinogenicity study of donepezil hydrochloride conducted in CD-1 mice at doses up to 180 mg/kg/day (approximately 90 times the maximum recommended human dose on a mg/m² basis), or in a 104-week carcinogenicity study in Sprague-Dawley rats at doses up to 30 mg/kg/day (approximately 30 times the maximum recommended human dose on a mg/m² basis).

Donepezil was not mutagenic in the Ames reverse mutation assay in bacteria, or in a mouse lymphoma forward mutation assay *in vitro*. In the chromosome aberration test in cultures of Chinese hamster lung (CHL) cells, some clastogenic effects were observed. Donepezil was not clastogenic in the *in vivo* mouse micronucleus test and was not genotoxic in an *in vivo* unscheduled DNA synthesis assay in rats.

Donepezil had no effect on fertility in rats at doses up to 10 mg/kg/day (approximately 8 times the maximum recommended human dose on a mg/m² basis).

Pregnancy

Pregnancy Category C: Teratology studies conducted in pregnant rats at doses up to 16 mg/kg/day (approximately 13 times the maximum recommended human dose on a mg/m² basis) and in pregnant rabbits at doses up to 10 mg/kg/day (approximately 16 times the maximum recommended human dose on a mg/m² basis) did not disclose any evidence for a teratogenic potential of donepezil. However, in a study in which pregnant rats were given up to 10 mg/kg/day (approximately 8 times the maximum recommended human dose on a mg/m² basis) from day 17 of gestation through day 20 postpartum, there was a slight increase in still births and a slight decrease in pup survival through day 4 postpartum at this dose; the next lower dose tested was 3 mg/kg/day. There are no adequate or well-controlled studies in pregnant women.

Aricept® should be used during pregnancy only if the potential benefit justifies the potential risk to the fetus.

Nursing Mothers

It is not known whether donepezil is excreted in human breast milk. Aricept® has no indication for use in nursing mothers.

Pediatric Use

There are no adequate and well-controlled trials to document the safety and efficacy of Aricept® in any illness occurring in children.

Geriatric Use

Alzheimer's disease is a disorder occurring primarily in individuals over 55 years of age. The mean age of patients enrolled in the clinical studies with Aricept® was 73 years; 80% of these patients were between 65 and 84 years old and 49% of patients were at or above the age of 75. The efficacy and safety data presented in the clinical trials section were obtained from these patients. There were no clinically significant differences in most adverse events reported by patient groups ≥ 65 years old and < 65 years old.

ADVERSE REACTIONS

Mild To Moderate Alzheimer's Disease

Adverse Events Leading to Discontinuation

The rates of discontinuation from controlled clinical trials of Aricept® due to adverse events for the Aricept® 5 mg/day treatment groups were comparable to those of placebo-treatment groups at approximately 5%. The rate of discontinuation of patients who received 7-day escalations from 5 mg/day to 10 mg/day, was higher at 13%.

The most common adverse events leading to discontinuation, defined as those occurring in at least 2% of patients and at twice the incidence seen in placebo patients, are shown in Table 1.

Table 1. Most Frequent Adverse Events Leading to Withdrawal from Controlled Clinical Trials by Dose Group			
Dose Group	Placebo	5 mg/day Aricept®	10 mg/day Aricept®
Patients Randomized	355	350	315
Event/% Discontinuing			
Nausea	1%	1%	3%
Diarrhea	0%	<1%	3%
Vomiting	<1%	<1%	2%

Most Frequent Adverse Clinical Events Seen in Association with the Use of Aricept®

The most common adverse events, defined as those occurring at a frequency of at least 5% in patients receiving 10 mg/day and twice the placebo rate, are largely predicted by Aricept®'s cholinergic effects.

These include nausea, diarrhea, insomnia, vomiting, muscle cramp, fatigue and anorexia. These adverse events were often of mild intensity and transient, resolving during continued Aricept® treatment without the need for dose modification.

There is evidence to suggest that the frequency of these common adverse events may be affected by the rate of titration. An open-label study was conducted with 269 patients who received placebo in the 15 and 30-week studies. These patients were titrated to a dose of 10 mg/day over a 6-week period. The rates of common adverse events were lower than those seen in patients titrated to 10 mg/day over one week in the controlled clinical trials and were comparable to those seen in patients on 5 mg/day.

See Table 2 for a comparison of the most common adverse events following one and six week titration regimens.

Table 2. Comparison of rates of adverse events in patients titrated to 10 mg/day over 1 and 6 weeks				
Adverse Event	No titration		One week titration	Six weeks titration
	Placebo (n=315)	5 mg/day (n=311)	10 mg/day (n=315)	10 mg/day (n=269)
Nausea	6%	5%	19%	6%
Diarrhea	5%	8%	15%	9%
Insomnia	6%	6%	14%	6%
Fatigue	3%	4%	8%	3%
Vomiting	3%	3%	8%	5%
Muscle cramps	2%	6%	8%	3%
Anorexia	2%	3%	7%	3%

Adverse Events Reported in Controlled Trials

The events cited reflect experience gained under closely monitored conditions of clinical trials in a highly selected patient population. In actual clinical practice or in other clinical trials, these frequency estimates may not apply, as the conditions of use, reporting behavior, and the kinds of patients treated may differ. Table 3 lists treatment emergent signs and symptoms that were reported in at least 2% of patients in placebo-controlled trials who received Aricept® and for which the rate of occurrence was greater for Aricept® assigned than placebo assigned patients. In general, adverse events occurred more frequently in female patients and with advancing age.

Table 3. Adverse Events Reported in Controlled Clinical Trials in Mild to Moderate Alzheimer's Disease in at least 2% of Patients Receiving ARICEPT® and at a Higher Frequency than Placebo treated Patients		
Body System/Adverse Event	Placebo (n=355)	ARICEPT® (n=747)
Percentage of Patients with any Adverse Event	72	74
Body as a Whole		
Headache	9	10
Pain, various locations	8	9
Accident	6	7
Fatigue	3	5
Cardiovascular System		
Syncope	1	2
Digestive System		
Nausea	6	11
Diarrhea	5	10
Vomiting	3	5
Anorexia	2	4
Hemic and Lymphatic System		
Ecchymosis	3	4
Metabolic and Nutritional Systems		
Weight Decrease	1	3
Musculoskeletal System		
Muscle Cramps	2	6
Arthritis	1	2
Nervous System		
Insomnia	6	9
Dizziness	6	8
Depression	<1	3
Abnormal Dreams	0	3
Somnolence	<1	2
Urogenital System		
Frequent Urination	1	2

Other Adverse Events Observed During Clinical Trials

Aricept® has been administered to over 1700 individuals during clinical trials worldwide. Approximately 1200 of these patients have been treated for at least 3 months and more than 1000 patients have been treated for at least 6 months. Controlled and uncontrolled trials in the United States included approximately 900 patients. In regards to the highest dose of 10 mg/day, this population includes 650 patients treated for 3 months, 475 patients treated for 6 months and 116 patients treated for over 1 year. The range of patient exposure is from 1 to 1214 days.

Treatment emergent signs and symptoms that occurred during 3 controlled clinical trials and two open-label trials in the United States were recorded as adverse events by the clinical investigators using terminology of their own choosing. To provide an overall estimate of the proportion of individuals having similar types of events, the events were grouped into a smaller number of standardized categories using a modified COSTART dictionary and event frequencies were calculated across all studies. These categories are used in the listing below. The frequencies represent the proportion of 900 patients from these trials who experienced that event while receiving Aricept®. All adverse events occurring at least twice are included, except for those already listed in Tables 2 or 3, COSTART terms too general to be informative, or events less likely to be drug caused. Events are classified by body system and listed using the following definitions: *frequent adverse events*—those occurring in at least 1/100 patients; *infrequent adverse events*—those occurring in 1/100 to 1/1000 patients. These adverse events are not necessarily related to Aricept® treatment and in most cases were observed at a similar frequency in placebo-treated patients in the controlled studies. No important additional adverse events were seen in studies conducted outside the United States.

Body as a Whole: *Frequent:* influenza, chest pain, toothache; *Infrequent:* fever, edema face, periorbital edema, hernia hiatal, abscess, cellulitis, chills, generalized coldness, head fullness, listlessness.

Cardiovascular System: *Frequent:* hypertension, vasodilation, atrial fibrillation, hot flashes, hypotension; *Infrequent:* angina pectoris, postural hypotension, myocardial infarction, AV block (first degree), congestive heart failure, arteritis, bradycardia, peripheral vascular disease, supraventricular tachycardia, deep vein thrombosis.

Digestive System: *Frequent:* fecal incontinence, gastrointestinal bleeding, bloating, epigastric pain; *Infrequent:* eructation, gingivitis, increased appetite, flatulence, periodontal abscess, cholelithiasis, diverticulitis, drooling, dry mouth, fever sore, gastritis, irritable colon, tongue edema, epigastric distress, gastroenteritis, increased transaminases, hemorrhoids, ileus, increased thirst, jaundice, melena, polydipsia, duodenal ulcer, stomach ulcer.

Endocrine System: *Infrequent:* diabetes mellitus, goiter.

Hemic and Lymphatic System: *Infrequent:* anemia, thrombocythemia, thrombocytopenia, eosinophilia, erythrocytopenia.

Metabolic and Nutritional Disorders: *Frequent:* dehydration; *Infrequent:* gout, hypokalemia, increased creatine kinase, hyperglycemia, weight increase, increased lactate dehydrogenase.

Musculoskeletal System: *Frequent:* bone fracture; *Infrequent:* muscle weakness, muscle fasciculation.

Nervous System: *Frequent:* delusions, tremor, irritability, paresthesia, aggression, vertigo, ataxia, increased libido, restlessness, abnormal crying, nervousness, aphasia; *Infrequent:* cerebrovascular accident, intracranial hemorrhage, transient ischemic attack, emotional lability, neuralgia, coldness (localized), muscle spasm, dysphoria, gait abnormality, hypertonia, hypokinesia, neurodermatitis, numbness (localized), paranoia, dysarthria, dysphasia, hostility, decreased libido, melancholia, emotional withdrawal, nystagmus, pacing.

Respiratory System: *Frequent:* dyspnea, sore throat, bronchitis; *Infrequent:* epistaxis, post nasal drip, pneumonia, hyperventilation, pulmonary congestion, wheezing, hypoxia, pharyngitis, pleurisy, pulmonary collapse, sleep apnea, snoring.

Skin and Appendages: *Frequent:* pruritus, diaphoresis, urticaria; *Infrequent:* dermatitis, erythema, skin discoloration, hyperkeratosis, alopecia, fungal dermatitis, herpes zoster, hirsutism, skin striae, night sweats, skin ulcer.

Special Senses: *Frequent:* cataract, eye irritation, vision blurred; *Infrequent:* dry eyes, glaucoma, earache, tinnitus, blepharitis, decreased hearing, retinal hemorrhage, otitis externa, otitis media, bad taste, conjunctival hemorrhage, ear buzzing, motion sickness, spots before eyes.

Urogenital System: *Frequent:* urinary incontinence, nocturia; *Infrequent:* dysuria, hematuria, urinary urgency, metrorrhagia, cystitis, enuresis, prostate hypertrophy, pyelonephritis, inability to empty bladder, breast fibroadenosis, fibrocystic breast, mastitis, pyuria, renal failure, vaginitis.

Severe Alzheimer's Disease

Adverse Events Leading to Discontinuation

The rates of discontinuation from controlled clinical trials of Aricept® due to adverse events for the Aricept® patients were approximately 12% compared to 7% for placebo patients.

The most common adverse events leading to discontinuation, defined as those occurring in at least 2% of Aricept® patients and at twice the incidence seen in placebo patients, were anorexia (2% vs 1% placebo), nausea (2% vs <1% placebo), diarrhea (2% vs 0% placebo) and urinary tract infection (2% vs 1% placebo).

Most Frequent Adverse Clinical Events Seen in Association with the Use of Aricept®

The most common adverse events, defined as those occurring at a frequency of at least 5% in patients receiving Aricept® and twice the placebo rate, are largely predicted by Aricept®'s cholino-mimetic effects. These include diarrhea, anorexia, vomiting, nausea, and ecchymosis. These adverse events were often of mild intensity and transient, resolving during continued Aricept® treatment without the need for dose modification.

Adverse Events Reported in Controlled Trials

Table 4 lists treatment emergent signs and symptoms that were reported in at least 2% of patients in placebo-controlled trials who received Aricept® and for which the rate of occurrence was greater for Aricept® assigned than placebo assigned patients.

Table 4. Adverse Events Reported in Controlled Clinical Trials in Severe Alzheimer's Disease in at least 2% of Patients Receiving ARICEPT® and at a Higher Frequency than Placebo treated Patients		
Body System/Adverse Event	Placebo (n=392)	ARICEPT® (n=501)
Percentage of Patients with any Adverse Event	73	81
Body as a Whole		
Accident	12	13
Infection	9	11
Headache	3	4
Pain	2	3
Back pain	2	3
Fever	1	2
Chest pain	<1	2
Cardiovascular System		
Hypertension	2	3
Hemorrhage	1	2
Syncope	1	2
Digestive System		
Diarrhea	4	10
Vomiting	4	8
Anorexia	4	8
Nausea	2	6
Hemic and Lymphatic System		
Ecchymosis	2	5
Metabolic and Nutritional Systems		
Creatine Phosphokinase Increased	1	3
Dehydration	1	2
Hyperlipemia	<1	2
Nervous System		
Insomnia	4	5
Hostility	2	3
Nervousness	2	3
Hallucinations	1	3
Somnolence	1	2
Dizziness	1	2
Depression	1	2
Confusion	1	2
Emotional Lability	1	2
Personality Disorder	1	2
Skin and Appendages		
Eczema	2	3
Urogenital System		
Urinary Incontinence	1	2

Other Adverse Events Observed During Clinical Trials

Aricept® has been administered to over 600 patients with severe Alzheimer's Disease during clinical trials of at least 6 months duration, including 3 double blind placebo controlled trials, one of which had an open

label extension. All adverse events occurring at least twice are included, except for those already listed in Table 4, COSTART terms too general to be informative, or events less likely to be drug caused. Events are classified by body system using the COSTART dictionary and listed using the following definitions: *frequent adverse events*-those occurring in at least 1/100 patients; *infrequent adverse events*-those occurring in 1/100 to 1/1000 patients. These adverse events are not necessarily related to Aricept® treatment and in most cases were observed at a similar frequency in placebo-treated patients in the controlled studies.

Body as a Whole: *Frequent:* abdominal pain, asthenia, fungal infection, flu syndrome; *Infrequent:* allergic reaction, cellulitis, malaise, sepsis, face edema, hernia.

Cardiovascular System: *Frequent:* hypotension, bradycardia, ECG abnormal, heart failure; *Infrequent:* myocardial infarction, angina pectoris, atrial fibrillation, congestive heart failure, peripheral vascular disorder, supraventricular extrasystoles, ventricular extrasystoles, cardiomegaly.

Digestive System: *Frequent:* constipation, gastroenteritis, fecal incontinence, dyspepsia; *Infrequent:* gamma glutamyl transpeptidase increase, gastritis, dysphagia, periodontitis, stomach ulcer, perio-dontal abscess, flatulence, liver function tests abnormal, eructation, esophagitis, rectal hemorrhage.

Endocrine System: *Infrequent:* diabetes mellitus.

Hemic and Lymphatic System: *Frequent:* anemia; *Infrequent:* leukocytosis.

Metabolic and Nutritional Disorders: *Frequent:* weight loss, peripheral edema, edema, lactic dehy-drogenase increased, alkaline phosphatase increased; *Infrequent:* hypercholesteremia, hypokalemia, hypoglycemia, weight gain, bilirubinemia, BUN increased, B12 deficiency anemia, cachexia, creati-nine increased, gout, hyponatremia, hypoproteinemia, iron deficiency anemia, SGOT increased, SGPT increased.

Musculoskeletal System: *Frequent:* arthritis; *Infrequent:* arthrosis, bone fracture, arthralgia, leg cramps, osteoporosis, myalgia.

Nervous System: *Frequent:* agitation, anxiety, tremor, convulsion, wandering, abnormal gait; *Infrequent:* apathy, vertigo, delusions, abnormal dreams, cerebrovascular accident, increased salivation, ataxia, euphoria, vasodilatation, cerebral hemorrhage, cerebral infarction, cerebral ischemia, demen-tia, extrapyramidal syndrome, grand mal convulsion, hemiplegia, hypertonia, hypokinesia.

Respiratory System: *Frequent:* pharyngitis, pneumonia, cough increased, bronchitis; *Infrequent:* dyspnea, rhinitis, asthma.

Skin and Appendages: *Frequent:* rash, skin ulcer, pruritus; *Infrequent:* psoriasis, skin discoloration, herpes zoster, dry skin, sweating, urticaria, vesiculobullous rash.

Special Senses: *Infrequent:* conjunctivitis, glaucoma, abnormal vision, ear pain, lacrimation disorder.

Urogenital System: *Frequent:* urinary tract infection, cystitis, hematuria, glycosuria; *Infrequent:* vaginitis, dysuria, urinary frequency, albuminuria.

Postintroduction Reports

Voluntary reports of adverse events temporally associated with Aricept® that have been received since market introduction that are not listed above, and that there is inadequate data to determine the causal relationship with the drug include the following: abdominal pain, agitation, cholecystitis, confusion, convulsions, hallucinations, heart block (all types), hemolytic anemia, hepatitis, hypo-natremia, neuroleptic malignant syndrome, pancreatitis, and rash.

OVERDOSAGE

Because strategies for the management of overdose are continually evolving, it is advisable to contact a Poison Control Center to determine the latest recommendations for the management of an overdose of any drug.

As in any case of overdose, general supportive measures should be utilized. Overdosage with cholinesterase inhibitors can result in cholinergic crisis characterized by severe nausea, vomiting, salivation, sweating, bradycardia, hypotension, respiratory depression, collapse and convulsions. Increasing muscle weakness is a possibility and may result in death if respiratory muscles are involved. Tertiary anticholinergics such as atropine may be used as an antidote for Aricept® over dosage. Intravenous atropine sulfate titrated to effect is recommended: an initial dose of 1.0 to 2.0 mg IV with subsequent doses based upon clinical response. Atypical responses in blood pressure and heart rate have been reported with other cholinomimetics when co-administered with quaternary anticholinergics such as glycopyrrolate. It is not known whether Aricept® and/or its metabolites can be removed by dialysis (hemodialysis, peritoneal dialysis, or hemofiltration).

Dose-related signs of toxicity in animals included reduced spontaneous movement, prone position, staggering gait, lacrimation, clonic convulsions, depressed respiration, salivation, miosis, tremors, fasciculation and lower body surface temperature.

DOSAGE AND ADMINISTRATION

Mild to Moderate Alzheimer's Disease

Adults/ Elderly:

Treatment is initiated at 5 mg/day (once-a-day dosing). Aricept® should be taken orally, in the evening, just prior to retiring. The 5 mg/day dose should be maintained for at least one month in order to allow the earliest clinical responses to treatment to be assessed and to allow steady-state concentrations of donepezil hydrochloride to be achieved. Following in one-month clinical assessment of treatment at 5 mg/day, the dose of Aricept® can be increased to 10 mg/day (once-a-day dosing). The maximum recommended daily dose is 10 mg/day. Doses greater than 10 mg/day have not been studied in the clinical trials.

Upon discontinuation of treatment, a gradual abatement of beneficial effects of Aricept® is seen. There is no evidence of a rebound effect after abrupt discontinuation of therapy.

Renal and hepatic impairment:

A similar dose schedule can be followed for patients with renal or mild to moderate hepatic impairment as clearance of donepezil hydrochloride is not affected by these conditions.

Children:

Aricept® is not recommended for use in children.

Severe Alzheimer's Disease

Aricept® has been shown to be effective in controlled clinical trials at a dose of 10 mg administered once daily.

Evidence from the controlled trials in mild to moderate Alzheimer's Disease indicates that the 10 mg dose, with a one week titration, is likely to be associated with a higher incidence of cholinergic adverse events than the 5 mg dose. In open label trials using a 6 week titration, the frequency of these same adverse events was similar between the 5 mg and 10 mg dose groups. Therefore, because steady state is not achieved for 15 days and because the incidence of untoward effects may be influenced by the rate of dose escalation, a dose of 10 mg should not be achieved until patients have been on a daily dose of 5 mg for 4 to 6 weeks.

If patients cannot tolerate Aricept® 10 mg, it is recommended to reduce the dose to 5 mg.

Aricept® should be taken in the evening, just prior to retiring.

Aricept® can be taken with or without food.

The orodispersible tablet should be placed on the tongue and allowed to disintegrate before swallowing with or without water.

HOW SUPPLIED

Aricept® Evess are supplied as orodispersible tablet containing either 5 mg or 10 mg of donepezil hydrochloride.

The 5 mg tablets are white. The strength, in mg (5), debossed with "ARICEPT" and "5".

The 10 mg tablets are yellow. The strength, in mg (10), debossed with "ARICEPT" and "10".

5 mg (White) Box, 2 blisters in sachet @ 14 tablets Reg. No.: XXXXXXXXXXXXXXXX

10 mg (Yellow) Box, 2 blisters in sachet @ 14 tablets Reg. No.: XXXXXXXXXXXXXXXX

Storage: Store at temperature below 30°C.
(Simpan pada suhu di bawah 30°C)

Tablet may change color with light, so keep in Aluminium pouch until taken

HARUS DENGAN RESEP DOKTER

Aricept® Evess 5 mg:

Manufactured by **Bushu Pharmaceuticals Ltd.** SAITAMA-KEN, JAPAN

Under the authority of **Eisai Co., Ltd.** TOKYO, JAPAN

Imported and packaged by **PT Eisai Indonesia**, BOGOR - INDONESIA

Aricept® Evess 10 mg:

Manufactured by **Bushu Pharmaceuticals Ltd.** SAITAMA-KEN, JAPAN

Under the authority of **Eisai Co., Ltd.** TOKYO, JAPAN

Imported and packaged by **PT Eisai Indonesia**, BOGOR - INDONESIA



Lembar Informasi Untuk Pasien
Aricept Evess 5 mg Orodispersible Tablet
Aricept Evess 10 mg Orodispersible Tablet

Bacalah Lembar Informasi Pasien yang disertakan dalam kemasan Aricept sebelum pasien mulai meminum obat tersebut dan juga setiap kali Anda membeli lagi. Mungkin ada informasi baru. Lembar informasi ini tidak menggantikan konsultasi dengan dokter mengenai penyakit Alzheimer atau terapinya. Apabila Anda memiliki pertanyaan, tanyakan pada dokter atau apoteker Anda.

Apa itu Aricept Evess ?

Aricept merupakan obat dengan zat aktif Donepezil HCL dalam bentuk sediaan Orodispersible tablet dengan kekuatan 5 mg dan 10 mg.

Aricept adalah obat resep untuk terapi penyakit Alzheimer ringan, sedang, dan berat. Aricept dapat membantu dalam hal fungsi mental dan aktivitas keseharian pasien. Efek Aricept dapat berbeda-beda pada tiap orang. Sebagian orang mungkin:

- Menunjukkan perbaikan yang nyata
- Membaik dalam hal-hal kecil atau tetap stabil kondisinya
- Memburuk dengan berjalannya waktu, tetapi perburukan lebih lambat dari yang diperkirakan
- Tidak ada perubahan, kemudian memburuk seperti yang diperkirakan

Aricept tidak menyembuhkan penyakit Alzheimer. Semua pasien dengan penyakit Alzheimer akan memburuk seiring berjalannya waktu, bahkan jika mereka menggunakan Aricept sekalipun.

Aricept belum mendapat persetujuan untuk terapi kondisi apapun pada anak-anak.

Siapa yang tidak boleh menggunakan Aricept?

Pasien tidak boleh menggunakan Aricept apabila dirinya alergi terhadap salah satu atau lebih kandungan Aricept atau obat-obatan yang mengandung piperidine. Diskusikan dengan dokter pasien tersebut jika Anda tidak yakin. Lihat bagian akhir lembaran ini untuk komposisi Aricept.

Apa yang harus saya beritahukan pada dokter sebelum pasien meminum Aricept?

Beritahu dokter mengenai semua riwayat penyakit terdahulu maupun penyakit yang saat ini dialami pasien. Termasuk:

- Adanya gangguan pada jantung, termasuk denyut jantung yang tidak teratur, terlalu lambat, atau terlalu cepat
- Asma atau penyakit paru-paru
- Kejang
- Ulkus lambung
- Sulit berkemih

- Gangguan ginjal atau hati
- Kesulitan menelan tablet
- Sedang hamil atau berencana untuk hamil. Tidak diketahui apakah Aricept memiliki efek berbahaya bagi janin dalam kandungan
- Sedang menyusui. Tidak diketahui apakah Aricept dikeluarkan dalam air susu. Aricept tidak untuk wanita yang sedang menyusui.

Beritahukan dokter mengenai semua obat-obatan yang dikonsumsi pasien, termasuk obat resep dan obat bebas, vitamin, dan produk herbal. Aricept dan obat-obatan lain mungkin dapat memengaruhi kerja satu sama lain.

Secara spesifik, ingatlah untuk memberitahukan dokter apabila pasien menggunakan aspirin atau obat golongan anti-inflamasi nonsteroid (OAINS). Banyak sekali jenis OAINS, ada yang merupakan obat resep dan ada yang berupa obat bebas. Tanyakan pada dokter atau apoteker jika Anda tidak yakin apakah salah satu dari obat-obatan pasien merupakan OAINS. Menggunakan OAINS dan Aricept bersama-sama dapat meningkatkan risiko pasien terkena ulkus lambung.

Penggunaan Aricept bersama obat-obatan tertentu yang digunakan untuk anestesi dapat menimbulkan efek samping. Beritahukan pada dokter atau dokter gigi penanggung jawab bahwa pasien sedang mendapat terapi Aricept sebelum pasien menjalani tindakan:

- Pembedahan
- Prosedur medis
- Operasi gigi atau prosedur dental

Catat dan ingatlah obat-obatan yang digunakan pasien. Simpan daftar obat-obatan yang digunakan pasien. Perlihatkan daftar ini pada dokter atau apoteker sebelum pasien mulai menggunakan obat baru.

Bagaimana cara menggunakan Aricept?

- Berikan Aricept pada pasien tepat seperti yang diinstruksikan/diresepkan dokter. Jangan menghentikan Aricept atau mengubah dosisnya sendiri. Bicarakan dengan dokter terlebih dahulu.
- Berikan Aricept sekali sehari. Aricept dapat dikonsumsi dengan atau tanpa makanan.
- Aricept Eves larut apabila diletakkan di atas lidah. Pasien harus minum air setelah tabletnya larut.
- Apabila Anda lupa memberikan satu dosis Aricept pada pasien, tunggu saja. Berikan dosis berikutnya pada waktu seperti biasa. Jangan berikan 2 dosis pada saat yang sama.

- Jika Aricept tidak diminum selama 7 hari atau lebih, bicarakan pada dokter sebelum memulai kembali.
- Jika pasien meminum Aricept dalam dosis terlalu tinggi sekaligus, hubungi dokter atau segera datang ke IGD.

Apa efek samping yang mungkin ditemukan pada penggunaan Aricept?

Aricept dapat menyebabkan efek samping serius berikut:

- **denyut jantung lambat dan pingsan.** Hal ini lebih sering terjadi pada pasien dengan gangguan jantung. Segera hubungi dokter jika pasien pingsan selama menjalani terapi Aricept.
- **Meningkatnya asam lambung.** Hal ini akan meningkatkan kemungkinan ulkus dan perdarahan. Risiko terjadinya hal ini lebih tinggi pada pasien yang memiliki ulkus, atau menggunakan aspirin atau OAINS lain.
- Memburuknya gangguan paru pada pasien dengan asma atau penyakit paru lainnya
- Kejang
- Kesulitan berkemih

Langsung hubungi dokter jika pasien mengalami:

- pingsan
- rasa terbakar di ulu hati atau nyeri lambung yang baru timbul atau tidak kunjung mereda
- mual atau muntah, adanya darah dalam muntahan, muntahan berwarna gelap seperti biji kopi
- diare atau feses yang tampak seperti tar hitam
- asma yang baru timbul atau memburuk atau gangguan pernapasan
- kejang
- kesulitan berkemih

Efek samping Aricept yang paling lazim adalah:

- mual
- diare
- terganggunya tidur
- muntah
- kram otot
- merasa lelah
- tidak nafsu makan

Efek samping tersebut mungkin mereda setelah pasien meminum Aricept beberapa lama. Efek samping yang disebutkan di atas bukanlah daftar efek samping yang lengkap untuk Aricept.

Untuk mendapatkan informasi lebih lanjut, tanyakan pada dokter atau apoteker.

Hubungi dokter Anda untuk memperoleh saran medis mengenai efek samping.

Bagaimana cara menyimpan Aricept?

Simpanlah Aricept pada suhu di bawah 30°C.

Jauhkan Aricept dan semua obat dari jangkauan anak-anak.

Informasi umum mengenai Aricept

Janganlah menggunakan Aricept untuk mengobati penyakit selain yang memang diresepkan oleh dokter. Jangan memberikan Aricept pada orang selain pasien yang mendapat resep, walaupun gejala mereka sama dengan pasien, karena dapat membahayakan mereka.

Lembaran ini merangkum informasi terpenting mengenai Aricept. Jika Anda memerlukan informasi lebih lanjut, diskusikanlah dengan dokter pasien tersebut. Anda dapat menanyakan pada apoteker atau dokter mengenai informasi terkait Aricept yang ditujukan untuk petugas kesehatan.

Apa komposisi Aricept?

Zat aktif: donepezil hidroklorida

Komposisi di luar zat aktif:

- **Tablet Aricept Evess 5 mg dan 10 mg:** *carrageenan, mannitol, colloidal silicon dioxide, dan polyvinyl alcohol.* Tablet 10 mg mengandung *yellow iron oxide* (sintetis) sebagai zat pewarna.

Aricept adalah merek dagang di bawah lisensi **Eisai Co., Ltd., Tokyo Japan**

- Aricept Evess 5 mg diproduksi oleh **Bushu Pharmaceuticals Ltd.**, Saitama-ken, Japan
Diimpor dan dikemas oleh **PT Eisai Indonesia**, Bogor - Indonesia
Reg. No.: XXXXXXXXXXXXXXXX
- Aricept Evess 10 mg diproduksi oleh **Bushu Pharmaceuticals Ltd.**, Saitama-ken, Japan
Diimpor dan dikemas oleh **PT Eisai Indonesia**, Bogor - Indonesia
Reg. No.: XXXXXXXXXXXXXXXX

HARUS DENGAN RESEP DOKTER

Untuk informasi lebih lanjut Anda dapat menghubungi:

PT Eisai Indonesia

Trinity Tower Lt 10. Suites 09-15

Jl. HR. Rasuna Said No.6, Karet Kuningan, Setiabudi

Jakarta Selatan, DKI Jakarta 12940, Indonesia

Tel. +62-21-21684107